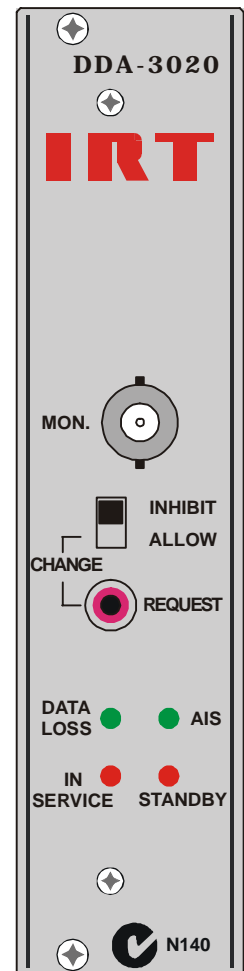
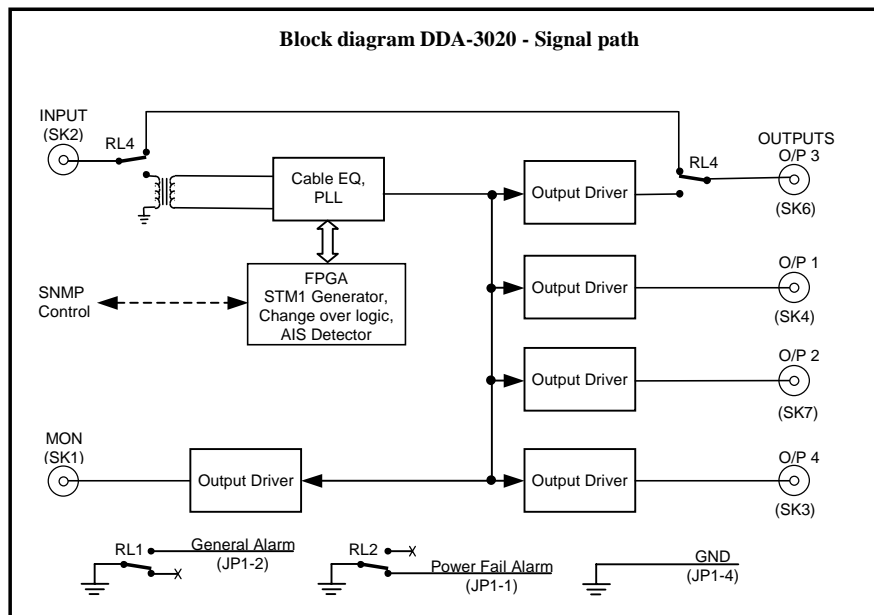


155 Mb/s G.703 (STM-1) Data Distribution Amplifier Type DDA-3020



Features:

- Adaptive cable input equalisation.
- Data regeneration.
- Front panel monitoring facility.
- Protection switching facility.
- External alarms and bypass.
- Redundant pair operation capability.
- Simple Network Management Protocol (SNMP) monitoring.
- Compatible with other IRT Eurocard modules and frames.

General:

The DDA-3020 data distribution amplifier is intended for use with STM1 data signals conforming to the ITU Rec. G.703. The DDA-3020 is primarily intended for use in pairs with a double width rear assembly (ZDA-3021RH) for automatic path protection applications, although it is supplied as standard with its own rear assembly for stand-alone applications.

Four outputs are provided at the rear of the module with an additional output for monitoring purposes on the front panel. One output (O/P 3) is controlled by relays to provide a bypass signal from the input in the event of a power failure.

Indicators are provided on the front panel for:

- DC power
- Data loss
- AIS detect
- Module in service
- Module in standby

Changeover inhibit and changeover request switches are provided on the front panel for use where modules are linked in pairs for redundancy. For this configuration the ZDA-3021RH double width rear assembly is needed to link the logic sections of two modules.

When used as a line equaliser or distribution amplifier the DDA may be housed in any of IRT's standard Eurocard frames. When used in pairs for handshake operation only 3 RU chassis types may be used so that the double width rear assembly may be used.

The DDA-3020 is also equipped with Simple Network Management Protocol (SNMP) monitoring so that status and alarms can be remotely monitored and controlled via an Ethernet connection. This function is only available when the unit is housed in an IRT 4000 series frame fitted with the SNMP agent module, CDM-4000.

DDA-3020 Technical Specifications

In accord with ITU-T Rec. G.703 155,520 kb/s – see *Electrical characteristics of G.703 signals*.

Input:

Type Transformer coupled.
 Impedance 75 Ω terminated.
 Equalisation Automatic for up to 200 m of Belden 8281 equivalent.

Outputs:

Number 1 switched, 3 non-switched, regenerated, reclocked unshaped outputs located on rear connection assembly and 1 located on front panel.
 Impedance 75 Ω source terminated.

Electrical Characteristics:

Cable Type Coaxial
 Impedance 75 Ω
 Signal level 1.0 V
 Pulse Shape Unshaped, fig. 22&23/G.703
 Nominal pulse width 9.64 ns
 Code conversion Code Mark Inversion (CMI)
 Return loss at input ports ≥ 15dB over frequency range 8 MHz to 240 MHz

Controls & alarms:

Input:

External changeover request A ground applied to this input will emulate the operation of the front panel switch "Change Request".

Outputs:

Power Failure Contact closure to ground if power has failed.
 General alarm Contact closure to ground if
 a. Data Loss is detected OR
 b. AIS is detected AND the AIS disable link (LK 3) is not installed.
 AIS detection is defined as a series of all "1"s in the payload of a frame.
 Data Loss is defined as less than 120 data "1"s in 512 G.703 data rate clock periods.

Connectors:

Data: BNC
 Alarm: Krone LSA plus

Indicators:

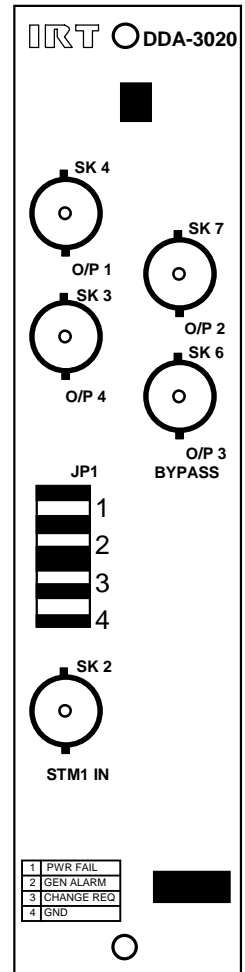
DC power.
 Data loss.
 AIS detect.
 Module in service.
 Module in standby.

Power requirements 28 Vac CT (14-0-14) or ± 16 Vdc.
 Power consumption < 4 VA
 Temperature range 0 - 50° C ambient
 Mechanical Suitable for mounting in IRT 19" rack chassis types with input output and power connections on the rear panel.

Finish: Front panel: Grey, silk-screened black lettering & red IRT logo.
 Rear assembly: Detachable silk-screened PCB with direct mount connectors to Eurocard and external signals.

Dimensions 6 HP x 3 U x 220 mm IRT Eurocard
 Standard accessories Rear connector assembly.
 Optional accessories ZDA-3021RH double width rear assembly.

Due to our policy of continuing development, these specifications are subject to change without notice.



Detailed specifications available from:

Manufacturer:
IRT Electronics Pty Ltd
 26 Hotham Parade
 ARTARMON
 N.S.W. 2064 AUSTRALIA
 Phone: +61 2 9439 3744
 Fax: +61 2 9439 7439
 Email: sales@irtelectronics.com

Local Agent:

IRT can be found on the Internet at:
<http://www.irtelectronics.com>